

---

# **CHAIN QUARTERLY REPORT**

**GREATER LONDON**

**OCTOBER - DECEMBER 2018**

**SUPPORTED BY  
MAYOR OF LONDON**



## **COPYRIGHT**

**Greater London Authority  
January 2019**

Published by  
Greater London Authority  
City Hall  
The Queen's Walk  
More London  
London SE1 2AA  
**[www.london.gov.uk](http://www.london.gov.uk)**

CHAIN enquiries 020 3856 6007

Copies of this report are available  
from <http://data.london.gov.uk>

## CONTENTS

### 1. INTRODUCTION & KEY FINDINGS

- Introduction
- Key findings

### 2. ROUGH SLEEPER POPULATION ANALYSIS

- Headlines
- Achieving no second night out
- No one living on the streets
- Intermittent rough sleepers

### 3. SPATIAL DISTRIBUTION

- Bedded down street contacts by area: Greater London level

### 4. NATIONALITY

- Nationality: Rolling figures
- Nationality: Breakdown by area

### 5. DEMOGRAPHICS

- Gender
- Age
- Ethnicity

### 6. SUPPORT NEEDS

### 7. INSTITUTIONAL & ARMED FORCES HISTORY

### 8. ACCOMMODATION & RECONNECTION OUTCOMES

### 9. NO SECOND NIGHT OUT & ROUTES HOME

- No Second Night Out
- Routes Home

### 10. TEMPORARY ACCOMMODATION

- Arrivals
- Departures: Destination on departure
- Departures: Reason for leaving

### 11. METHODOLOGY

# 1. INTRODUCTION & KEY FINDINGS

## Introduction

This quarterly report presents information about people seen rough sleeping by outreach teams in London in October - December 2018. Information is derived from the 'Combined Homelessness and Information Network' (CHAIN), a database commissioned and funded by the Greater London Authority (GLA) and managed by St Mungo's. For more information see [www.mungos.org.uk/chain](http://www.mungos.org.uk/chain).

In the rough sleeping figures in this report people are grouped into three categories:

New rough sleepers	Those who had not been contacted by outreach teams rough sleeping before the period
Living on the streets	Those who have had a high number of contacts over 3 weeks or more which suggests they are living on the streets
Intermittent rough sleepers	People who were seen rough sleeping before the period began at some point, and contacted in the period - but not regularly enough to be 'living on the streets'

For more information about the methods used to derive statistics for this report, and definitions of different groups, please see section 10 – Methodology.

## Key findings

### New rough sleepers

In the period October - December 2018 outreach teams recorded 1,551 people in London sleeping rough for the first time. Of these:

- 1,280 (83%) spent just one night sleeping rough
- 244 (16%) slept rough for more than one night but did not go on to live on the streets
- 27 (2%) were deemed to be living on the streets.

The number of new rough sleepers recorded during this period was 38% higher than the same period last year.

By comparison, of the 1,121 rough sleepers recorded as new to the streets in October - December 2017 a lower percentage (77%) were seen sleeping rough just once. A slightly higher proportion (21%) went on to spend more than one night without meeting the criteria for living on the streets, and 3% went on to live on the streets.

### Living on the streets

During October - December 2018 there were 435 people recorded who were deemed to be living on the streets. This total includes:

- 27 people who were new to rough sleeping in London and remained on the streets during the period
- 65 from the RS205+ cohort who were seen bedded down at least once.

The number of rough sleepers deemed to be living on the streets is 13% higher than the same period last year, and 28% higher than the immediately preceding period (July - September 2018).

### Intermittent rough sleepers

The number of people who were seen rough sleeping during October - December 2018 who were not new, and did not have enough contacts to be deemed as living on the streets, was 1,330. This is 15% higher than the same period last year, but 5% lower than the immediately preceding period.

Of these:

- 603 people (45%) were seen on just a single occasion
- 368 people (28%) were seen just twice and
- only 7 (1%) had six or more contacts.

### Total number of people seen rough sleeping

In total during the period October - December 2018 outreach teams recorded 3,289 individuals sleeping rough in the capital. This is a 25% increase on the total figure for October - December 2017.

Of that total:

- new rough sleepers account for 47% of all rough sleepers
- intermittent rough sleepers account for two fifths (40%) of all those recorded in the period, and
- around an eighth (13%) of those recorded during the period were living on the streets.

## 2. ROUGH SLEEPER POPULATION ANALYSIS

### All London Boroughs: Headlines

#### NEW ROUGH SLEEPERS

	No. this period	% change from last period	% change on same period last year
<b>Total</b>	<b>1551</b>	<b>+12%</b>	<b>+38%</b>
New RS with no second night out	1280	+15%	+49%
New RS with a second night out but not living on the streets	244	-1%	+6%
New RS joining living on the streets population*	27	+8%	-10%

	This period	Last period	Same period last year
Proportion of new rough sleepers prevented from spending a second night out	83%	80%	77%

#### LIVING ON THE STREETS (LOS)

	No. this period	% change from last period	% change on same period last year
<b>Total</b>	<b>435</b>	<b>+28%</b>	<b>+13%</b>
LOS - Transferred from new RS*	27	+8%	-10%
LOS - Known	343	+33%	+16%
LOS - RS205+	65	+14%	+10%

#### INTERMITTENT ROUGH SLEEPERS

	No. this period	% change from last period	% change on same period last year
<b>Total</b>	<b>1330</b>	<b>-5%</b>	<b>+15%</b>

	This period	Last period	Same period last year
Proportion of intermittent rough sleepers seen only once during period	45%	47%	48%

#### OVERALL TOTAL ROUGH SLEEPERS

	No. this period	% change from last period	% change on same period last year
<b>Total</b>	<b>3289</b>	<b>+6%</b>	<b>+25%</b>

\*This cohort is listed under both new rough sleepers and living on the streets headings, but is only counted once towards the overall total

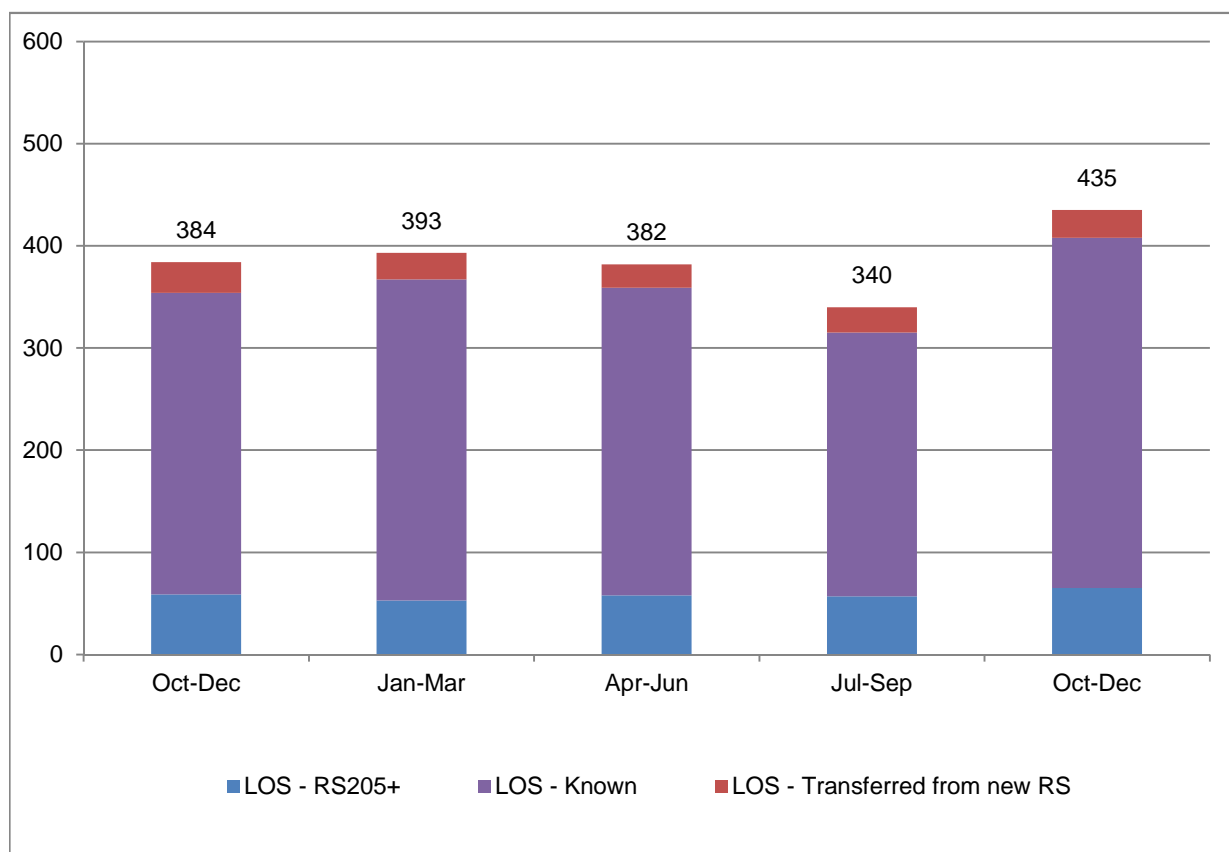
## All London Boroughs: Achieving No Second Night Out



Category	No. this period
New RS with no second night out	1280
New RS with a second night out but not living on the streets	244
New RS joining living on the streets population	27
<b>Total</b>	<b>1551</b>

Note: New RS = New rough sleepers

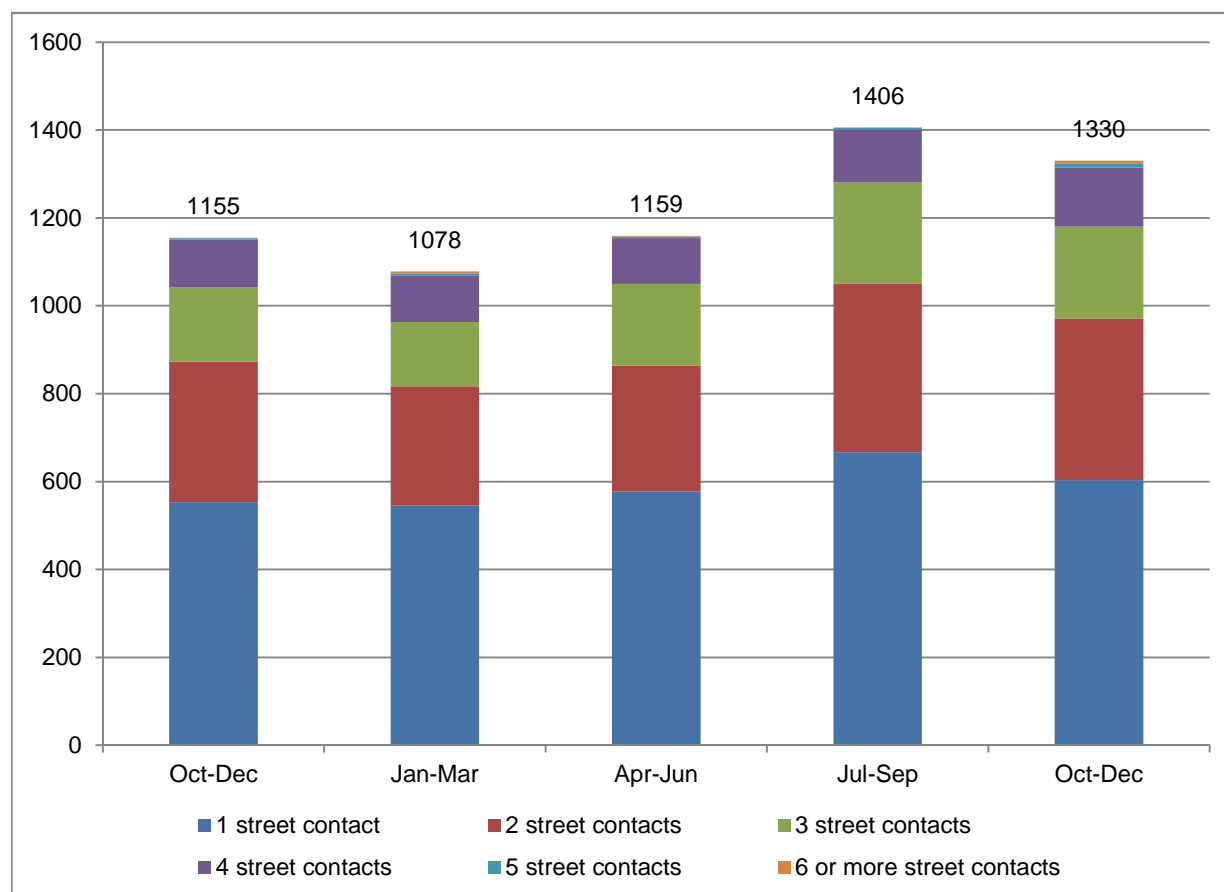
## All London Boroughs: No One Living on the Streets



Category	No. this period
LOS - Transferred from new RS	27
LOS - Known	343
LOS - RS205+	65
<b>Total</b>	<b>435</b>



## All London Boroughs: Intermittent Rough Sleepers

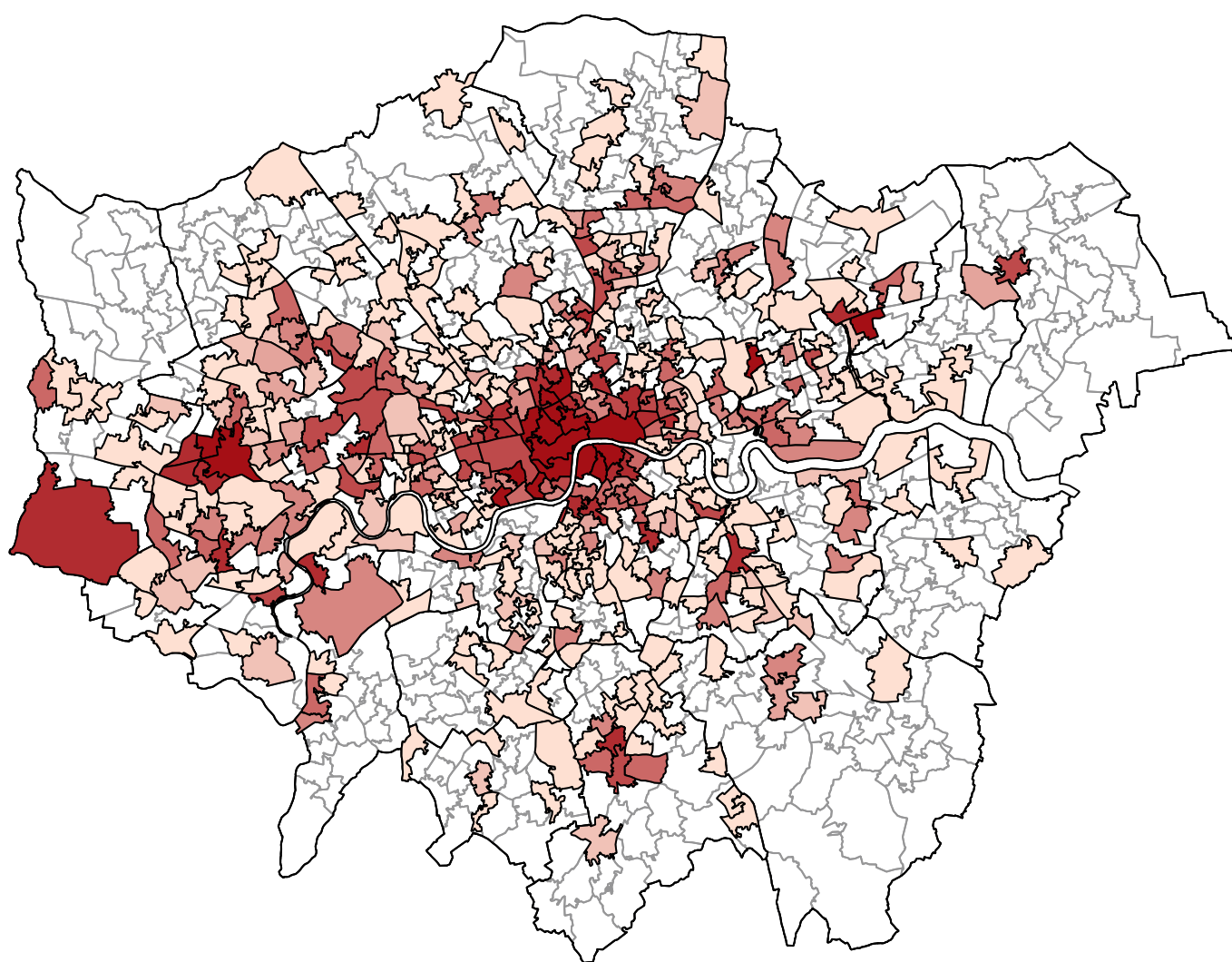


No. bedded down street contacts during this period	No. intermittent rough sleepers
1 street contact	603
2 street contacts	368
3 street contacts	209
4 street contacts	134
5 street contacts	9
6 or more street contacts	7
<b>Total</b>	<b>1330</b>

### 3. SPATIAL DISTRIBUTION

#### Bedded down street contacts by area: Greater London level

The map below shows the number of bedded down street contacts recorded in each Middle Super Output Area across Greater London during the period. It is important to note that this represents volume of contacts rather than individuals, and some people may have been seen on multiple occasions within a given area.



#### No. Bedded Down Contacts

1	3	6-10	21-50
2	4-5	11-20	51+

## 4. NATIONALITY

### Nationality: Rolling figures

Nationality of people seen rough sleeping by outreach services.

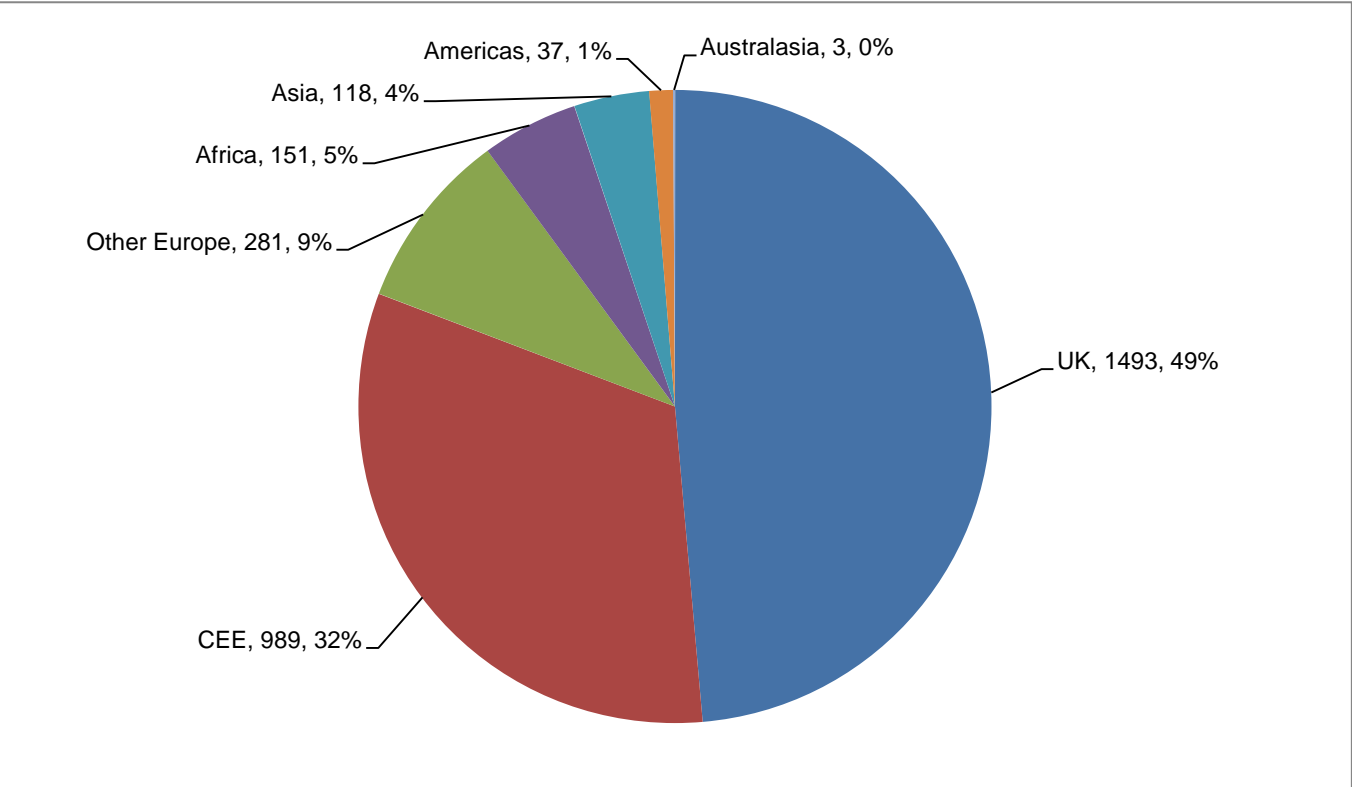
	Apr-Jun 18		Jul-Sep 18		Oct-Dec 18	
Nationality	No.	%	No.	%	No.	%
UK	1314	53%	1519	52%	1493	49%
Ireland (Republic of)	44	2%	41	1%	56	2%
France	22	1%	24	1%	17	1%
Germany	9	0%	9	0%	10	0%
Italy	46	2%	48	2%	53	2%
Portugal	33	1%	38	1%	48	2%
Spain	18	1%	16	1%	13	0%
Bulgaria	38	2%	50	2%	57	2%
Czech Republic	15	1%	21	1%	24	1%
Estonia	8	0%	9	0%	8	0%
Hungary	22	1%	23	1%	35	1%
Latvia	21	1%	22	1%	25	1%
Lithuania	68	3%	79	3%	85	3%
Poland	183	7%	243	8%	254	8%
Romania	286	11%	347	12%	483	16%
Slovakia	10	0%	13	0%	16	1%
Slovenia	2	0%	1	0%	2	0%
<i>Central and East Europe Subtotal</i>	<i>653</i>	<i>26%</i>	<i>808</i>	<i>28%</i>	<i>989</i>	<i>32%</i>
Other Europe	49	2%	59	2%	84	3%
Africa	150	6%	167	6%	151	5%
Asia	128	5%	146	5%	118	4%
Americas	35	1%	31	1%	37	1%
Australasia	1	0%	3	0%	3	0%
Missing	0		0		0	
Not known	93		194		217	
<i>Total (incl. Missing/Not known)</i>	<i>2595</i>		<i>3103</i>		<i>3289</i>	
<b>Total (excl. Missing/Not known)</b>	<b>2502</b>	<b>100%</b>	<b>2909</b>	<b>100%</b>	<b>3072</b>	<b>100%</b>

Note: Percentages are calculated from total excluding clients whose nationality was not known or not recorded.

In individual borough reports some nationalities included in the table above may have '0' clients recorded against them – these nationalities are included in this standardised table as they represent a significant number of clients across London as a whole.

Nationality: Breakdown by area

Nationality of people seen rough sleeping by outreach services, grouped by area.

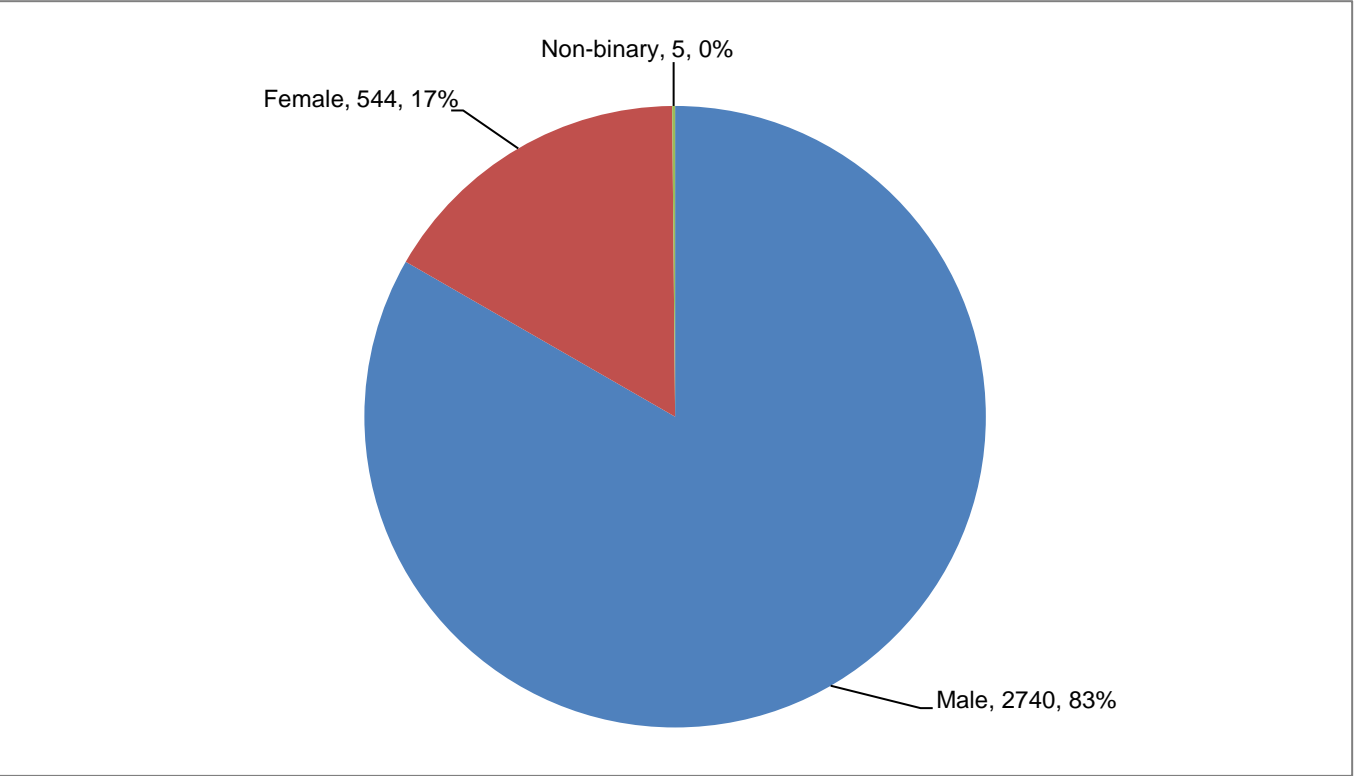


Base: 3072. Note that the base figure for this chart excludes clients whose nationality is not known or recorded.

## 5. DEMOGRAPHICS

### Gender

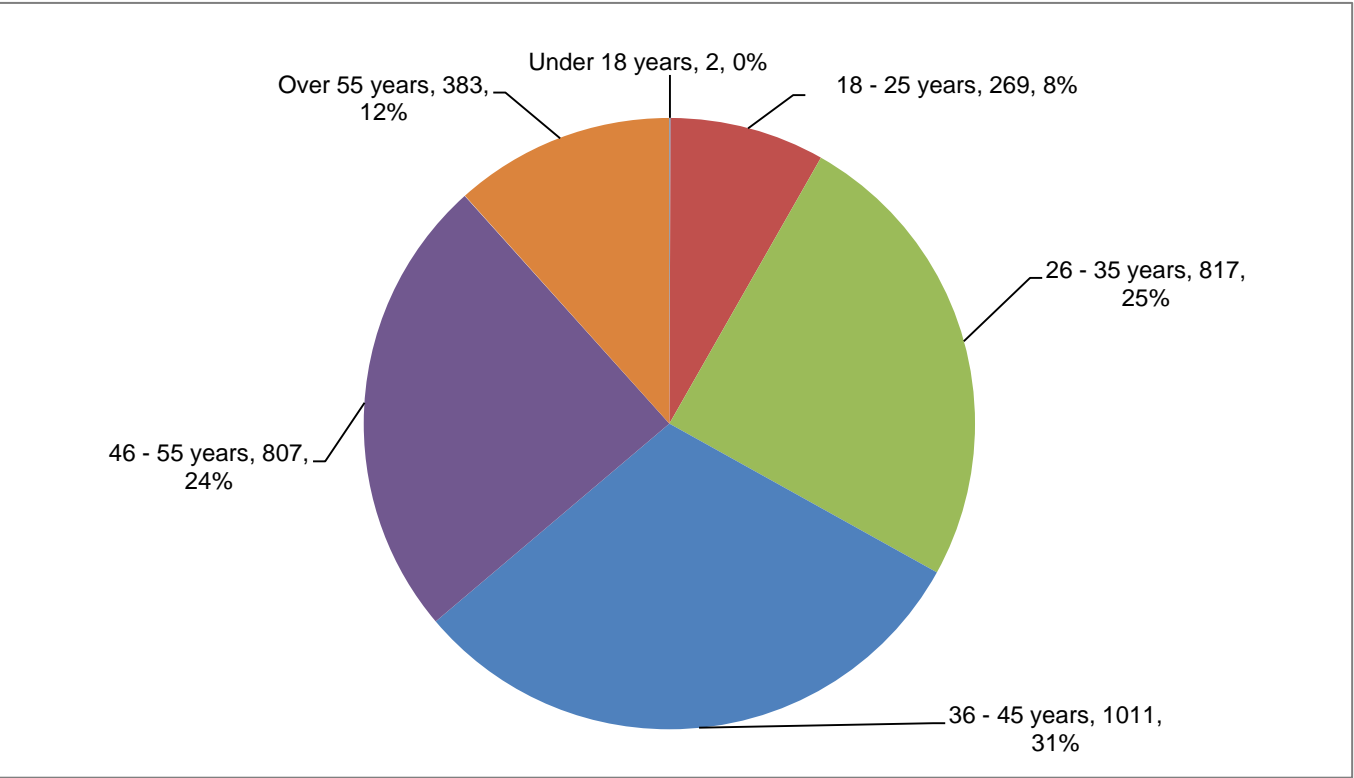
Gender of people seen rough sleeping by outreach services.



Base: 3289

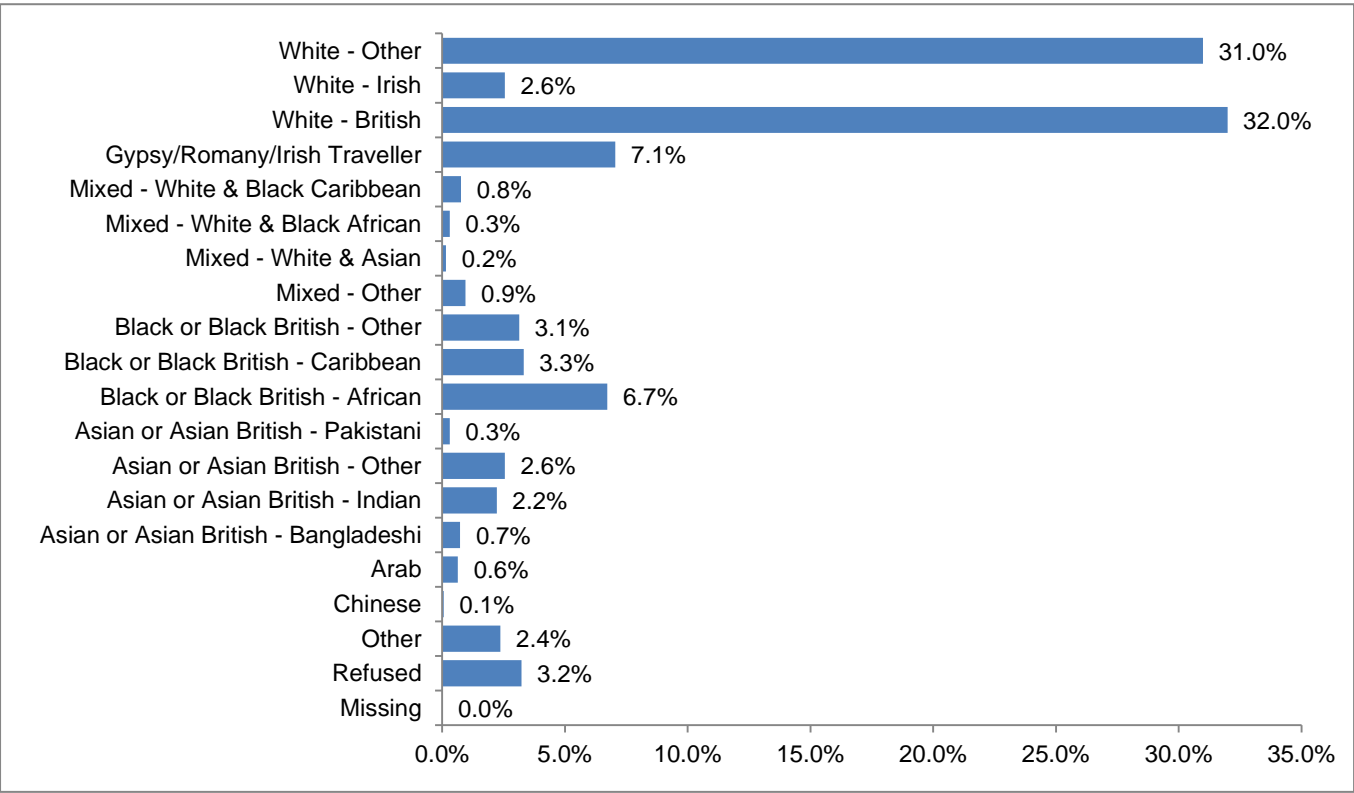
Age

Age of people seen rough sleeping by outreach services.



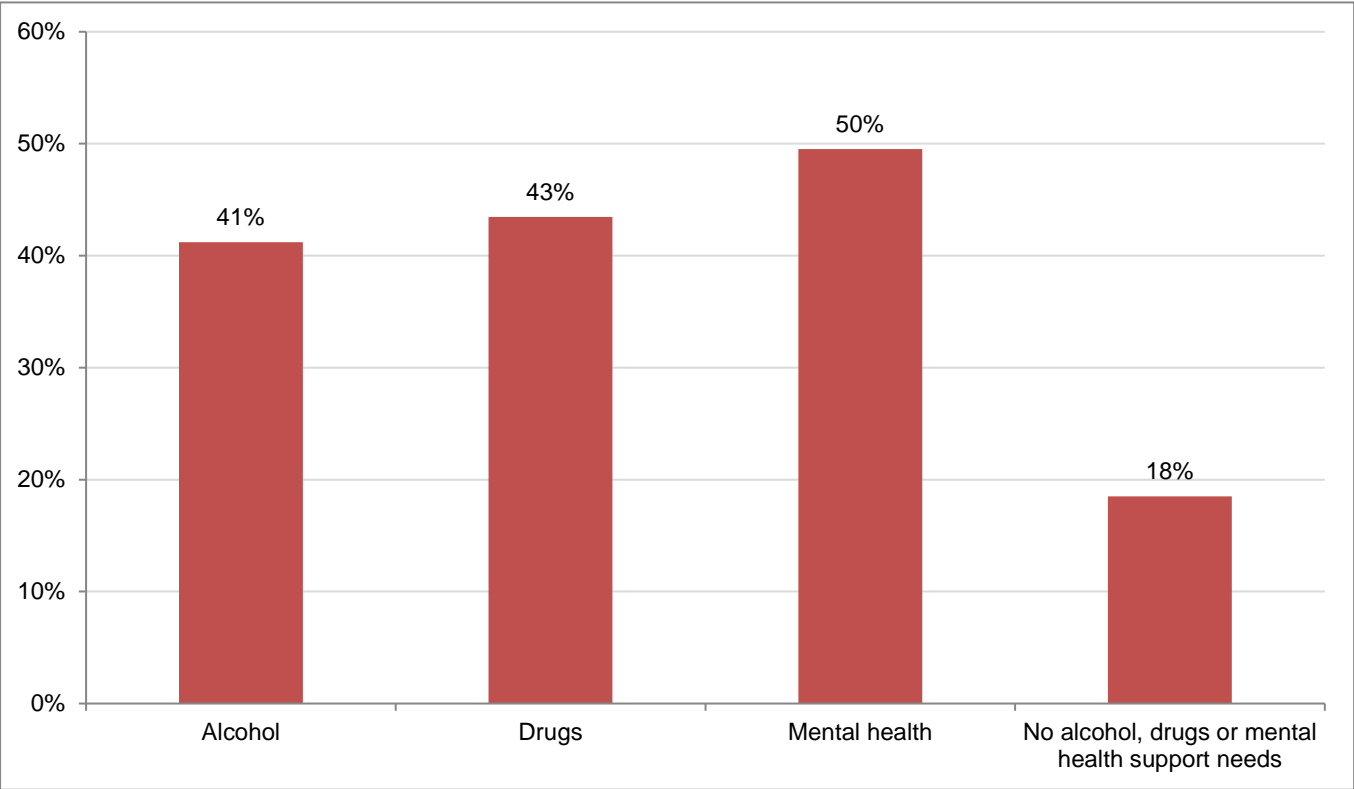
## Ethnicity

Ethnicity of people seen rough sleeping by outreach services.



## 6. SUPPORT NEEDS

Support needs of people seen rough sleeping by outreach services.



Base: 2039. Note that the base figure for this chart excludes people for whom all three support needs are not known or not assessed (1250)

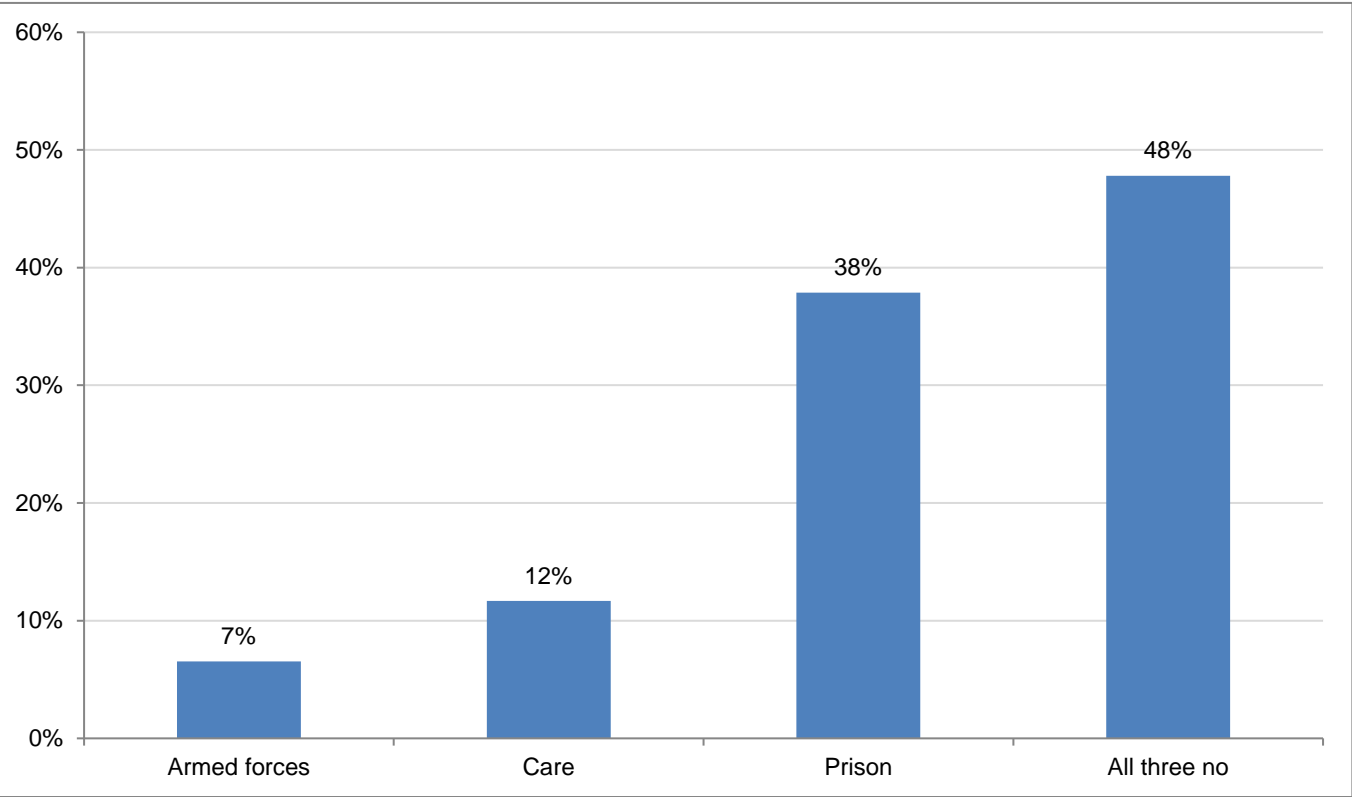
Support Needs	No. people	% of people seen rough sleeping
Alcohol only	239	12%
Drugs only	203	10%
Mental health only	295	14%
Alcohol and drugs	133	7%
Alcohol and mental health	165	8%
Drugs and mental health	247	12%
Alcohol, drugs and mental health	303	15%
All three no	377	18%
All three no, not known or not assessed	77	4%
All three not known or not assessed	1250	
Total (excl. not assessed)	2039	100%
Total (incl. not assessed)	3289	

Note: Total excluding not known or assessed is used as base for percentages.



## 7. INSTITUTIONAL & ARMED FORCES HISTORY

People seen rough sleeping by outreach services, by experience of armed forces, care or prison.



Base: 1943. Note that the base figure for this chart excludes people for whom all three institutional histories are not known or not recorded.

Nationality of rough sleepers with experience of armed forces:

Nationality	No. people	% of people seen rough sleeping
UK	41	2%
Non-UK	86	4%
Not known/recorded	0	0%
Total	127	7%

## 8. ACCOMMODATION & RECONNECTION OUTCOMES

Reconnections and bookings into accommodation achieved for verified rough sleepers by borough based services and London Street Rescue during the period.

Accommodation and reconnection outcomes by number of people:

	Jul-Sep 18	Oct-Dec 18
Outcome	No. people	No. people
Booked into accommodation or reconnected	653	781
Booked into accommodation*	599	736
Booked into long term accommodation	154	156
Booked into hostel accommodation	163	143
Booked into other accommodation	339	494
Reconnected	75	81
Booked into NSNO**	397	441

\*Some people may have been booked into more than one type of accommodation during the period.

\*\*People booked into NSNO may also have been accommodated or reconnected during the period.

## Accommodation and reconnection outcomes by number of events:

Accommodation type	Jul-Sep 18		Oct-Dec 18	
	No. events	%	No. events	%
<b>Temporary accommodation</b>				
Assessment centre	250	29%	314	30%
Hostel	179	21%	156	15%
Second-stage accommodation	0	0%	1	0%
Clinic/Detox/Rehab	14	2%	20	2%
Bed & breakfast	72	8%	130	12%
Friends & family	2	0%	7	1%
Other temporary accommodation	113	13%	182	17%
<i>Temporary accommodation subtotal</i>	<i>630</i>	<i>73%</i>	<i>810</i>	<i>77%</i>
<b>Long term accommodation</b>				
St Mungo's complex needs	6	1%	3	0%
St Mungo's semi-independent	2	0%	3	0%
Supported housing	38	4%	43	4%
LA tenancy (general needs)	6	1%	2	0%
RSL tenancy (general needs)	1	0%	6	1%
Clearing House/RSI	56	6%	40	4%
Sheltered housing	6	1%	4	0%
Care home	1	0%	3	0%
Private rented sector - independent	23	3%	27	3%
Private rented sector - with some floating support	12	1%	20	2%
Tied accommodation	2	0%	2	0%
Other long-term accommodation	7	1%	8	1%
<i>Long term accommodation subtotal</i>	<i>160</i>	<i>18%</i>	<i>161</i>	<i>15%</i>
<b>Bookings into accommodation total</b>	<b>790</b>	<b>91%</b>	<b>971</b>	<b>92%</b>
<b>Reconnection type</b>				
Return to home area	55	6%	65	6%
Seeking work	7	1%	3	0%
Move to area for friends/family	37	4%	29	3%
Move to area with appropriate services	36	4%	40	4%
<b>Reconnections total</b>	<b>77</b>	<b>9%</b>	<b>87</b>	<b>8%</b>
<b>Total</b>	<b>867</b>	<b>100%</b>	<b>1058</b>	<b>100%</b>

Note: An individual may have had more than one reconnection, or been booked into accommodation more than once, during the period.

## 9. NO SECOND NIGHT OUT & ROUTES HOME

Outcomes achieved by non-outreach services covering the whole of London.

### No Second Night Out Assessment Hub

People arriving at NSNO by admission criteria:

NSNO Admission Criterion	No. people
New rough sleeper	424
Known rough sleeper	96

Accommodation and reconnection outcomes by number of people:

Outcome	No. people
Booked into accommodation or reconnected	211
Booked into accommodation	173
Reconnected (direct)	103
Reconnected (via Routes Home)	10

### Routes Home

Accommodation and reconnection outcomes by number of people:

Outcome	No. people
Booked into accommodation or reconnected	17
Booked into accommodation	0
Reconnected (direct)*	17
Reconnected (supported)**	0

\*Reconnections achieved by Routes Home directly with NSNO clients are counted in the NSNO outcomes table rather than the Routes Home table.

\*\*Reconnections recorded directly by other services but achieved with support from Routes Home. These will also have been counted elsewhere in this report amongst the reconnections outcomes for other services.

Assistance and advice provided to agencies working with those at risk of rough sleeping:

Outcome	No. referrals
Reconnection confirmed	10
Reconnection not confirmed	23

## 10. TEMPORARY ACCOMMODATION

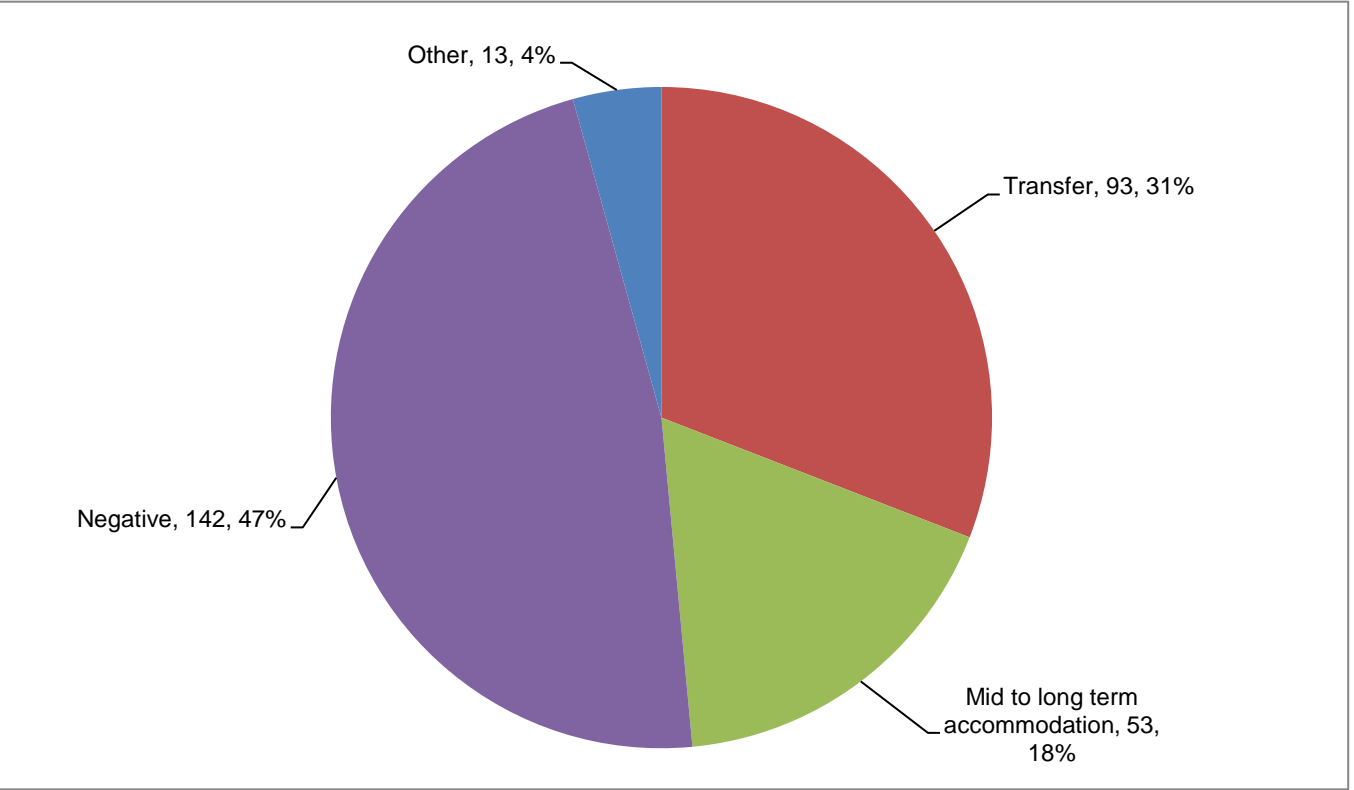
Hostels, assessment centres and second-stage accommodation.

### Arrivals

A total of 229 individuals arrived at temporary accommodation during the period.

### Departures: Destination on Departure

A total of 233 individuals departed from temporary accommodation during the period.



Base: 301

Destination on departure	Destination category	Chart colour
Assessment Centre, Bed & Breakfast, Detox clinic, Hospital - not long term/acute care, Hostel - another organisation, Hostel - within the organisation, NASS accommodation, Night shelter, NSNO assessment hub, NSNO staging post, Psychiatric hospital, Rehab clinic, Temporary accommodation (LA)	Transfer	
Accommodation where client is owner, Care home, Clearing House/RSI, Hospital - long term, LA tenancy (general needs), Long stay hospice, Private rented sector - independent, Private rented sector - with some floating support, Returned to home country (EEA), Returned to home country (non EEA), RSL tenancy (general needs), Sheltered Housing, Supported Housing, Tied accommodation with work	Mid to long term accommodation	
Committed suicide, Not known, Sleeping rough/Returned to streets, Taken into custody	Negative	
Died, Previous home, Staying with family, Staying with friends	Other	

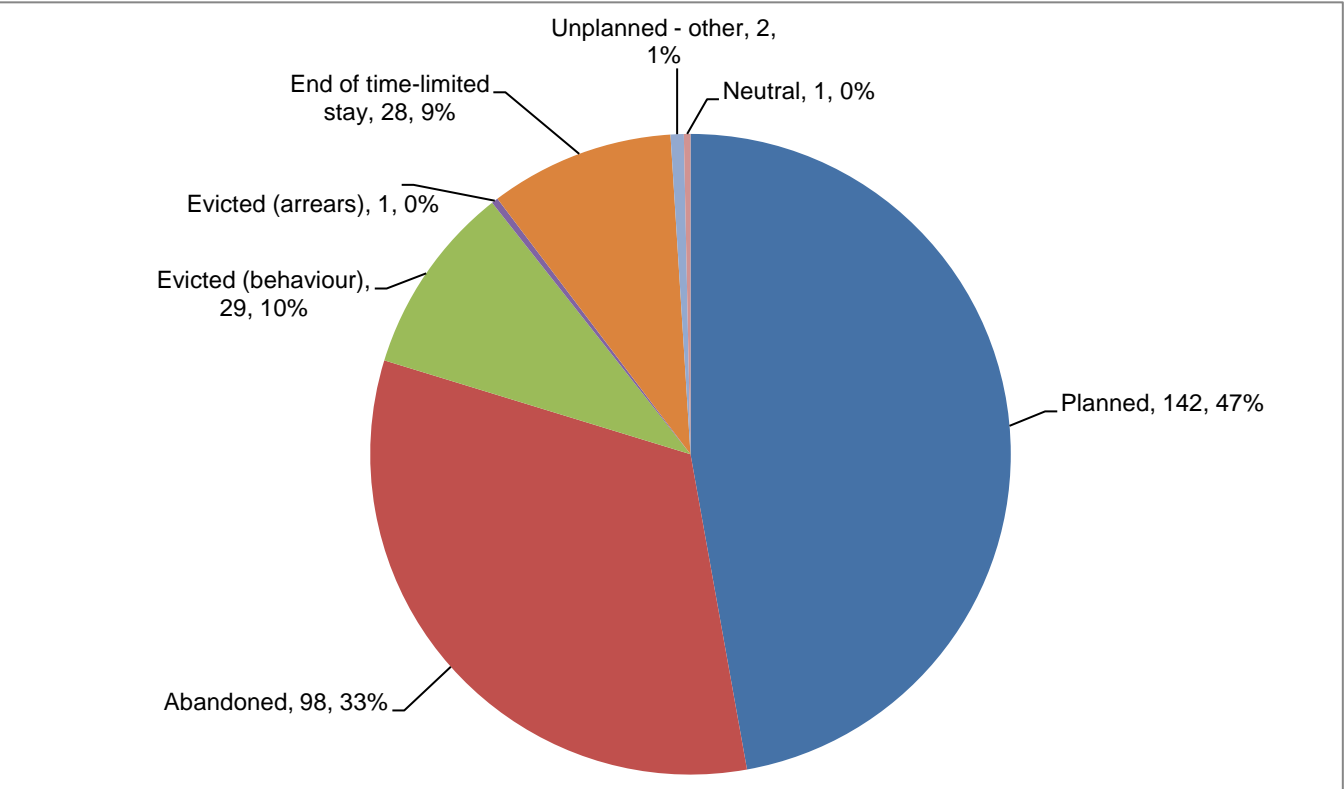
Note: An individual may have had more than one accommodation departure during the period.

Destination on departure	No. departures	%
<b>Transfer</b>		
Assessment centre	15	5%
Bed & breakfast	12	4%
Detox clinic	4	1%
Hospital - not long term/acute care	4	1%
Hostel - another organisation	11	4%
Hostel - within the organisation	4	1%
NASS accommodation	1	0%
Night shelter	16	5%
NSNO assessment hub	2	1%
NSNO staging post	2	1%
Psychiatric hospital	2	1%
Rehab clinic	1	0%
Temporary accommodation (LA)	19	6%
<i>Transfer subtotal</i>	<b>93</b>	<b>31%</b>
<b>Mid to long term accommodation</b>		
Accommodation where client is owner	0	0%
Care home	1	0%
Clearing House/RSI	6	2%
Hospital - long term	4	1%
LA tenancy (general needs)	1	0%
Long stay hospice	0	0%
Private rented sector - independent	10	3%
Private rented sector - with some floating support	3	1%
Returned to home country (EEA)	9	3%
Returned to home country (non EEA)	1	0%
RSL tenancy (general needs)	0	0%
Sheltered Housing	1	0%
Supported Housing	17	6%
Tied accommodation with work	0	0%
<i>Mid to long term accommodation subtotal</i>	<b>53</b>	<b>18%</b>
<b>Negative</b>		
Committed suicide	0	0%
Not known	91	30%
Sleeping rough/Returned to streets	47	16%
Taken into custody	4	1%
<i>Negative subtotal</i>	<b>142</b>	<b>47%</b>
<b>Other</b>		
Died	1	0%
Previous home	1	0%
Staying with family	5	2%
Staying with friends	6	2%
<i>Other subtotal</i>	<b>13</b>	<b>4%</b>
<b>Total</b>	<b>301</b>	<b>100%</b>

Note: An individual may have had more than one accommodation departure during the period.

### Departures: Reason for Leaving

Temporary accommodation departures by reason for leaving.



Base: 301

Note: An individual may have had more than one accommodation departure during the period.

## 11. METHODOLOGY

From January 2014 onwards, CHAIN rough sleeping figures returned to being reported on a quarterly basis, following a two year period of reporting on a bi-monthly cycle.

Alongside the change in reporting period, we have also made some other adjustments to our reporting methodology. People who have been seen rough sleeping in more than one borough during the period will now be counted towards the figures for each relevant borough, rather than being assigned to one borough only, as was previously the case with bi-monthly reports. This means that the overall unique rough sleepers total for London will not be the same as the sum of all separate borough figures.

The new quarterly reports continue to employ the methodology of assigning rough sleepers to categories based on the following factors:

- Whether they were new rough sleepers during the period
- How many times they were seen rough sleeping during the period
- Number of days elapsed between first and last time they were seen rough sleeping during the period

We continue to apply the same thresholds for the above factors to the quarterly reporting period that we previously used for bi-monthly reporting. A further explanation of the individual categories follows.

### **New rough sleepers**

New rough sleepers, who were seen for the first time during the period. The total number of new rough sleepers is broken down into those who were seen just once and did not have a second night out, those who were seen on several occasions, but as yet have not been on the streets long enough to count as 'living on the streets', and those new to the streets who remained there long enough to fulfil the criteria for 'living on the streets' (outlined below).

### **Living on the streets (LOS)**

With the designation 'living on the streets' we refer to rough sleepers who have stayed on the streets after arriving, and are entrenched or at risk of becoming so. In determining who is counted as living on the streets we have used a combination of time on the streets (three or more weeks between the earliest and latest bedded down contact) and number of bedded down contacts (five or more contacts) during the period we are reporting on. If a person is seen bedded down six times, but only during one week, he or she does not count. If a person has four bedded down contacts, but spread over two months, he or she would also not count. To be counted a rough sleeper must have both elements.

The reporting period covers three months. However, to ensure that we do not miss those whose rough sleeping crosses over reporting periods we look back for the three weeks immediately before the start of the three month reporting period. For a rough sleeper in these circumstances, if they are not seen again, he or she will not be reported living on the streets in the next period.



The LOS total will include some who were new to the streets in the period, but whose stay extended beyond three weeks and who were seen bedded down at least five times - these are transferred from the new rough sleeper figures (shown in red in both section one and two of the report).

It is important to note that a rough sleeper who is included in the LOS total will not necessarily have been living on the streets for the entirety of the quarter in question, but they were living on the streets for a significant period during the quarter. The LOS total will also include some who are no longer on the streets, having gone into accommodation (or disappeared). They will not appear in the subsequent LOS total. Rough sleepers will only count as LOS during the period where they meet the above definition.

RS205+ refers to people who have been identified as especially hard to help because of their prolific history of rough sleeping. This group appear in the LOS chart if they have any number of bedded down contacts within the two months being reported on.

### **Intermittent rough sleepers**

Intermittent rough sleepers are those who are not new in this period, and have not been seen rough sleeping enough to be deemed living on the streets. This group includes those who sleep rough periodically for very short periods (including some street drinkers and beggars). It also will include those who return to the streets for a longer period (but in this period less than the 'living on the streets' definition). Those that go on to be living on the streets will appear in that category in the next period.

SUPPORTED BY  
**MAYOR OF LONDON**

